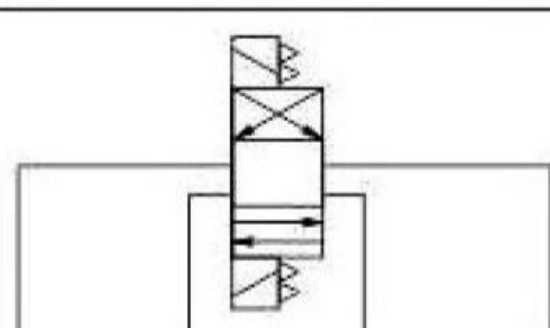


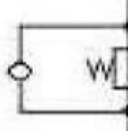
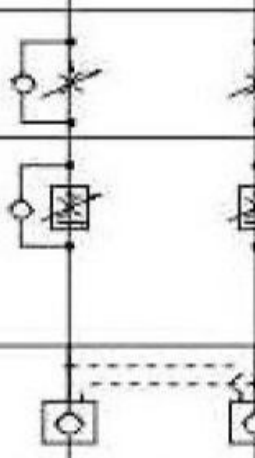
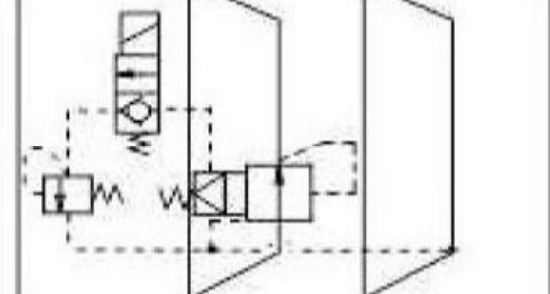



## MODULAR VALVES



APPLICATION	MODEL NO.	PRESSURE RANGE	MAX RATED FLOW	CONTROL PORT(S)
		MPA	LPM	
SOLENOID VALVES	DSG-01-3C*			
RELIEF VALVES	MBP-01			
REDUCING VALVES	MRP-01	B: *-7 C: 3.5-14 H: 7-21	35	
COUNTER BALANCE VALVES	MHP-01	C: *-14 H: 7-21	35	
THROTTLE VALVES	MSW-01			
SIZE	MF-01			
PILOT OPERATED CHECK VALVE	MPW-01			

## PRESSURE CONTROLS



MODEL	MAX PRESSURE	SIZE	MAXIMUM FLOW	WORKING VALVES
	BAR		LPM	
DT-02	315	DN 5	16	DIRECT OPERATED
BG-03	250	DN 10	100	PILOT OPERATED
BG-06		DN 25	200	PILOT OPERATED
BG-10		DN 32	400	PILOT OPERATED
BSG-03	250	DN 10	100	SOLENOID OPERATED
BSG-06		DN 25	200	SOLENOID OPERATED
BSG-10		DN 32	400	SOLENOID OPERATED

## ELECTRO-HYDRAULIC PROPORTIONAL VALVES



MODEL	MAXIMUM PRESSURE	FLOW RATE	RATED CURRENT	COIL RESISTANCE
	BAR	LPM	MA	(Ω)
EFBG-03	245	125	600mA	45 FLOW/ 10 PRESS
EFBG-06	245	250	580mA	45 FLOW/ 10 PRESS
EFBG-10	245	500	700mA	45 FLOW/ 10 PRESS